

# Reflex Sensor with Background Suppression

## P1NH203



- Condition monitoring
- IO-Link 1.1
- Low switching distance deviation for black/white
- Reliably detect objects against any background

The reflex sensor with background suppression works with red light according to the angle measurement principle and is suitable for the detection of objects against any background. The sensor always has the same switching distance, regardless of the color, shape and surface of the objects. Minimal height differences can be detected with the sensors and, for example, various parts can be reliably differentiated from each other. The IO-Link interface can be used to configure the reflex sensors (PNP/NPN, NC/NO), as well as for reading out switching statuses.



Optical Data	
Range	300 mm
Adjustable Range	50...300 mm
Switching Hysteresis	< 5 %
Light Source	Red Light
Service Life (T = +25 °C)	100000 h
Max. Ambient Light	10000 Lux
Light Spot Diameter	see Table 1

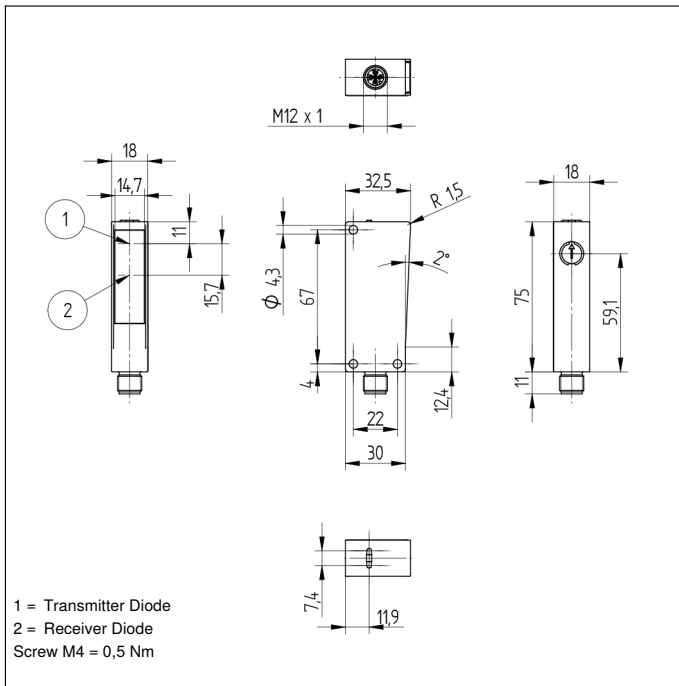
Electrical Data	
Supply Voltage	10...30 V DC
Supply Voltage with IO-Link	18...30 V DC
Current Consumption (U <sub>b</sub> = 24 V)	< 25 mA
Switching Frequency	1000 Hz
Switching Frequency (interference-free mode)	500 Hz
Response Time	0,5 ms
Response time (interference-free mode)	1 ms
Temperature Drift	< 5 %
Temperature Range	-40...60 °C
Switching Output Voltage Drop	< 2 V
Switching Output/Switching Current	100 mA
Residual Current Switching Output	< 50 µA
Short Circuit Protection	yes
Reverse Polarity Protection	yes
Overload Protection	yes
Interface	IO-Link V1.1
Protection Class	III

Mechanical Data	
Setting Method	Single-turn
Housing Material	Plastic
Degree of Protection	IP67/IP68
Connection	M12 × 1; 4-pin
Optic Cover	PMMA

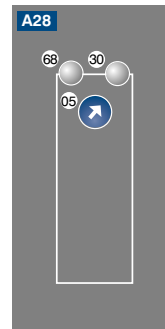
Safety-relevant Data	
MTTFd (EN ISO 13849-1)	2069,6 a
Contamination Output	●
PNP NO	●
IO-Link	●
Connection Diagram No.	<b>1027</b>
Control Panel No.	<b>A28</b>
Suitable Connection Equipment No.	<b>2</b>
Suitable Mounting Technology No.	<b>350</b>

### Complementary Products

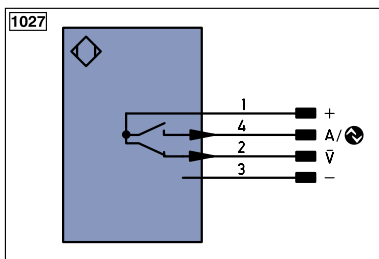
Dust Extraction Tube STAUBTUBUS-03
IO-Link Master
Set Protective Housing Z1NS001
Software



### Ctrl. Panel



- 05 = Switching Distance Adjuster
- 30 = Switching Status/Contamination Warning
- 68 = Supply Voltage Indicator

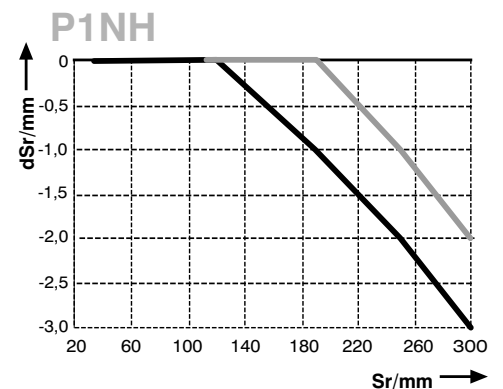


**Table 1**

Detection Range	50 mm	120 mm	300 mm
Light Spot Diameter	10 mm	10 mm	10 mm

### Switching Distance Deviation

Typical characteristic curve based on white, 90 % remission



Sr = Switching Distance  
 dSr = Switching Distance Change

— black 6 % remission  
 — grey 18 % remission

