

Inductive Sensor

with Increased Switching Distance


I08H062

weproTec

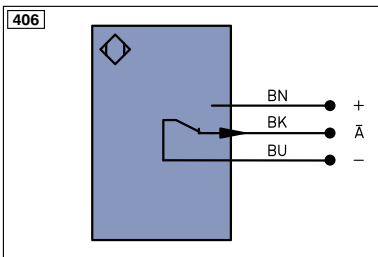
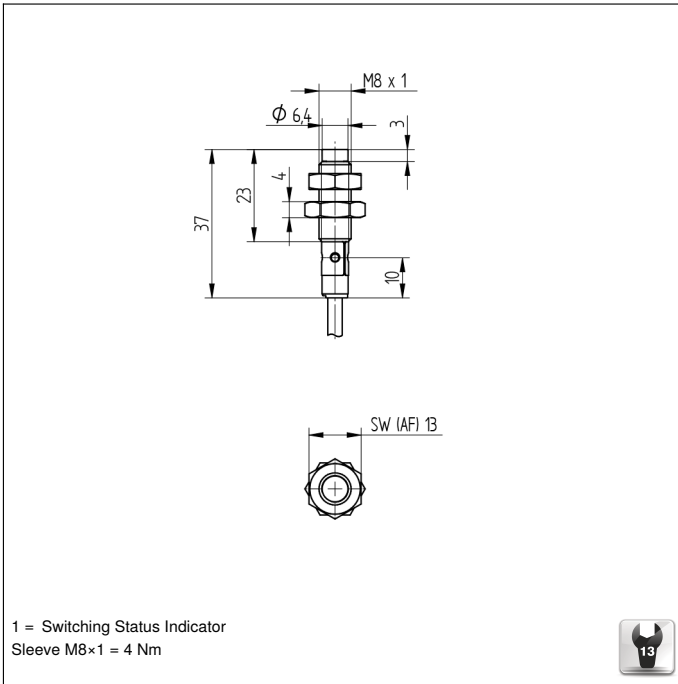


- Increased switching distance
- Innovative ASIC circuit technology
- Integrated error display
- Minimal mounting clearance thanks to wenglor weproTec

Inductive Sensors with increased switching distances are distinguished by rugged design, easy installation and reliable measured values. The large range makes additional types of sensor superfluous because they can also be used to implement special applications. In addition to error-free operation of several sensors in a very small space, the new generation also provides the possibility of detecting system errors before it's too late thanks to ASIC und wenglor weproTec.

Inductive Data	
Switching Distance	6 mm
Correction Factors Stainless Steel V2A/CuZn/Al	1,09/0,58/0,56
Mounting	non-flush
Mounting A/B/C/D in mm	8/22/18/12
Mounting B1 in mm	0...7
Switching Hysteresis	< 10 %
Electrical Data	
Supply Voltage	10...30 V DC
Current Consumption (U _b = 24 V)	< 11 mA
Switching Frequency	430 Hz
Temperature Drift	< 10 %
Temperature Range	-40...80 °C
Switching Output Voltage Drop	< 1 V
Switching Output/Switching Current	150 mA
Residual Current Switching Output	< 100 µA
Short Circuit Protection	yes
Reverse Polarity and Overload Protection	yes
Protection Class	III
Mechanical Data	
Housing Material	CuZn, nickel-plated
Degree of Protection	IP67
Connection	Cable, 3-wire, 2 m
Cable Jacket Material	PVC
Safety-relevant Data	
MTTFd (EN ISO 13849-1)	3706,54 a
Function	
Error Indicator	yes
NPN NC	
Connection Diagram No.	406
Suitable Mounting Technology No.	200 203

* Temperature range with permanently installed cable, bending radius: > 40 mm



Mounting

