

# Temperature Sensor

## FFXT044

Part Number

InoxSens UniTemp




- FDA compliant
- Hygienic design makes it easy to clean
- Robust stainless steel housing with IP69K
- Simple operation via the display
- Temperature range: 0...200 °C available

UniTemp temperature sensors measure the temperature of liquid or gaseous media and facilitate the temperature monitoring of processes.

UniTemp temperature sensors are very easy to operate thanks to the removable cover on the integrated display. The highly visible switching status display enables the rapid localization of affected sensors for maintenance processes.

Thanks to the metallic sealing edge on the process connection, no further seals are required.



### Technical Data

#### Sensor-specific data

Temperature Measurement Range	0...200 °C
Adjustable Range	2...199 °C
Medium	Liquids, gases
Measuring error	± 1 °C
Resolution	1 °C
Switching Hysteresis	2 °C
Response Time	10...20 s

#### Environmental conditions

Temperature of medium	0...200 °C
Ambient temperature	-20...80 °C
Mechanical Strength	60 bar
EMC	DIN EN 61326-2-3
Shock resistance per DIN IEC 68-2-27	30 g / 11 ms
Vibration resistance per DIN IEC 60068-2-6	20 g (10...2000 Hz)

#### Electrical Data

Supply Voltage	16...32 V DC
Current Consumption (U <sub>b</sub> = 24 V)	60 mA
Switching Outputs	1
Analog Output	0...10 V Temp
Current Load Voltage Output	< 20 mA
Short Circuit Protection	yes
Reverse Polarity Protection	yes
Protection Class	III

#### Mechanical Data

Setting Method	Menu
Housing Material	1.4404; PC; EPDM
Material Control Panel	Polyester
Material in contact with media	1.4435; 1.4404
Degree of Protection	IP67/IP69K *
Connection	M12 × 1; 5-pin
Process Connection	Compression ring 110 mm
Process Connection Length (PCL)	125 mm
Probe Length (PL)	110 mm

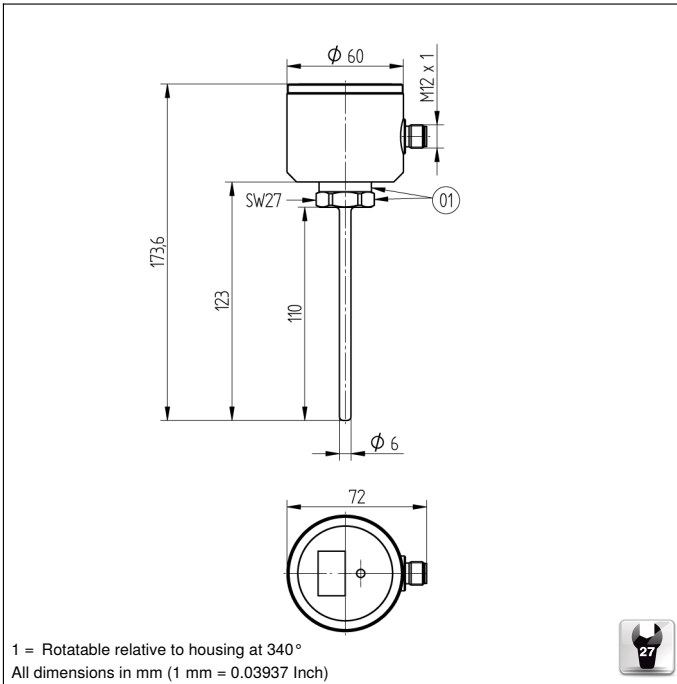
#### Safety-relevant Data

MTTFd (EN ISO 13849-1)	766,91 a
------------------------	----------

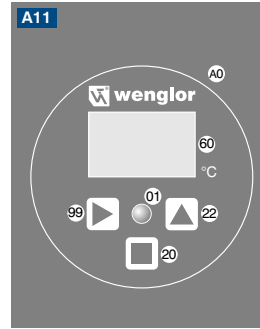
Analog Output	●
Relay NO/NC switchable	●

Connection Diagram No.	1003
Control Panel No.	A11
Suitable Connection Technology No.	35
Suitable Mounting Technology No.	907 908

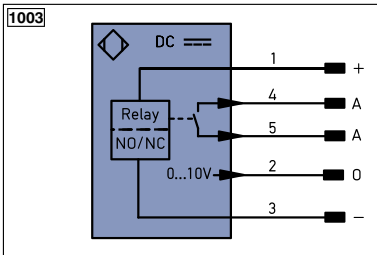
\* Tested by wenglor



### Ctrl. Panel



- 01 = Switching Status Indicator
- 0A = Detachable lid
- 20 = Enter Button
- 22 = UP Button
- 60 = Display
- 99 = Right button



#### Legend

+	Supply Voltage +	PT	Platinum measuring resistor	ENa	Encoder A
-	Supply Voltage 0 V	nc	not connected	ENb	Encoder B
~	Supply Voltage (AC Voltage)	U	Test Input	AMIN	Digital output MIN
A	Switching Output (NO)	U	Test Input inverted	AMAX	Digital output MAX
Ā	Switching Output (NC)	W	Trigger Input	AOK	Digital output OK
V	Contamination/Error Output (NO)	O	Analog Output	SY In	Synchronization In
ṽ	Contamination/Error Output (NC)	O-	Ground for the Analog Output	SY OUT	Synchronization OUT
E	Input (analog or digital)	BZ	Block Discharge	Out	Brightness output
T	Teach Input	AWV	Valve Output	M	Maintenance
Z	Time Delay (activation)	a	Valve Control Output +		
S	Shielding	b	Valve Control Output 0 V		
RxD	Interface Receive Path	SY	Synchronization		
TxD	Interface Send Path	E+	Receiver-Line		
RDY	Ready	S+	Emitter-Line		
GND	Ground	≡	Grounding		
CL	Clock	SnR	Switching Distance Reduction		
E/A	Output/Input programmable	Rx+/-	Ethernet Receive Path		
	IO-Link	Tx+/-	Ethernet Send Path		
PoE	Power over Ethernet	Bus	Interfaces-Bus A(+)/B(-)		
IN	Safety Input	La	Emitted Light disengageable		
OSSD	Safety Output	Mag	Magnet activation		
Signal	Signal Output	RES	Input confirmation		
Bl..D+/-	Ethernet Gigabit bidirect. data line (A-D)	EDM	Contactur Monitoring		
EN0RS42Z	Encoder 0-pulse 0-0 (TTL)	ENAR542Z	Encoder A/Ā (TTL)		
		ENBR542Z	Encoder B/B̄ (TTL)		

#### Wire Colors according to DIN IEC 757

BK	Black
BN	Brown
RD	Red
OG	Orange
YE	Yellow
GN	Green
BU	Blue
VT	Violet
GY	Grey
WH	White
PK	Pink
GNYE	Green/Yellow

