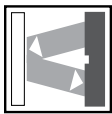




MHP Series Miniature High-Performance Sensors

- Rugged IP69K housing withstands harsh environments and high-pressure washdown areas
- Cable or quick-disconnect models
- DC and AC models



Convergent Beam Mode

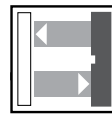
See pages 418-419

Features:

- Fixed-field, ignores foreground and background
- Consistent detection of light and dark objects

Sensing Range: 25 mm, 63 mm

Outputs: NPN and PNP



Diffuse Mode

See pages 420-421

Features:

- Infrared and visible red light sources
- Adjustable sensing range

Sensing Range: 150 mm, 450 mm

Outputs: NPN and PNP, thyristor



Retro-Reflective Mode

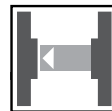
See pages 422-423

Features:

- Polarization filter models detect shiny objects
- Infrared and visible red light sources

Sensing Range: 2.4 m, 9.1 m

Outputs: NPN and PNP, thyristor



Thru-Beam Mode

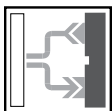
See pages 424

Features:

- Long-range scanning
- Separate transmitter and receiver housings

Sensing Range: 30.4 m

Outputs: NPN and PNP, thyristor



Fiber Optic Diffuse and Thru-Beam Mode

See pages 425-426

Features:

- High-temperature applications
- Wide selection of fiber optic cables



Sensing Range: Determined by fiber optic cable

Outputs: NPN and PNP, thyristor

See pages 427-430 for MHP Series specifications, wiring and dimensions.

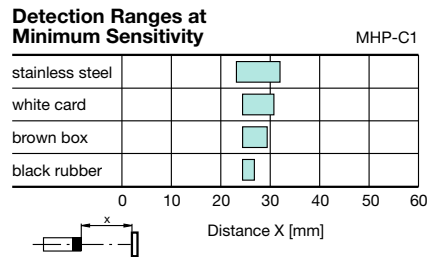
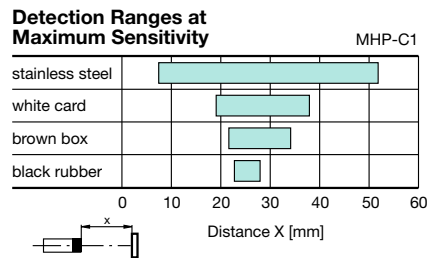
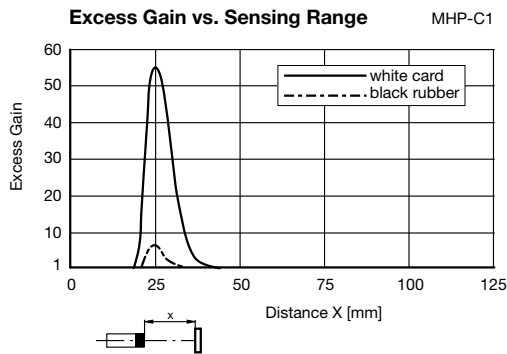


Convergent Beam Mode

| Specifications | | |
|------------------------|---|--|
| SENSING RANGE | 25 mm | 25 mm |
| SENSITIVITY ADJUSTMENT | Yes | Yes |
| MODEL NUMBER(S) | MHP-C133L | MHP-C133Q |
| OUTPUT | 1 NPN and 1 PNP | 1 NPN and 1 PNP |
| LOAD CURRENT | 250 mA max. (NPN) 150 mA max. (PNP) | 250 mA max. (NPN) 150 mA max. (PNP) |
| LEAKAGE CURRENT | 10 µA | 10 µA |
| INRUSH CURRENT | — | — |
| VOLTAGE DROP | ≤ 1.0 VDC (NPN) ≤ 2.0 VDC (PNP) | ≤ 1.0 VDC (NPN) ≤ 2.0 VDC (PNP) |
| SUPPLY VOLTAGE | 10-30 VDC | 10-30 VDC |
| CURRENT CONSUMPTION | ≤ 35 mA | ≤ 35 mA |
| RESPONSE TIME | ≤ 1.0 ms | ≤ 1.0 ms |
| SWITCHING FREQUENCY | 500 Hz | 500 Hz |
| LIGHT SOURCE | Visible red LED | Visible red LED |
| WEIGHT | 4.6 oz | 1.5 oz |
| ELECTRICAL CONNECTION |  2-meter cable, PVC covered 4-conductor, |  Quick disconnect type V1 |
| ADDITIONAL DATA | See pages 427-430 | |

- ⚡ Stocked item
- Typical delivery 4 weeks or less
- Consult factory for all other models



Sensing Characteristics





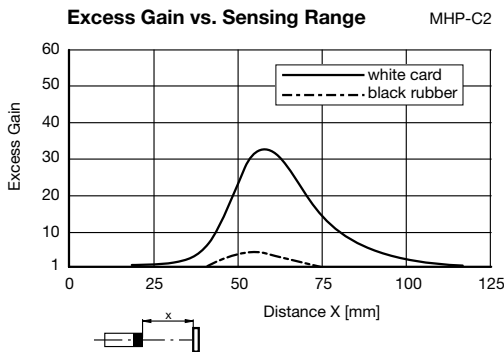
Convergent Beam Mode

Specifications

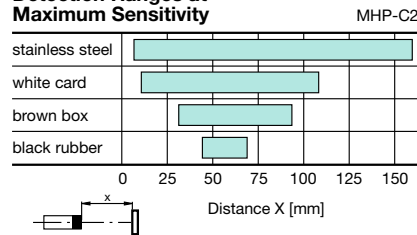
| SENSING RANGE | 63 mm | 63 mm |
|------------------------|---|--|
| SENSITIVITY ADJUSTMENT | Yes | Yes |
| MODEL NUMBER(S) | MHP-C233L | MHP-C233Q |
| OUTPUT | 1 NPN and 1 PNP | 1 NPN and 1 PNP |
| LOAD CURRENT | 250 mA max. (NPN) 150 mA max. (PNP) | 250 mA max. (NPN) 150 mA max. (PNP) |
| LEAKAGE CURRENT | 10 μ A | 10 μ A |
| INRUSH CURRENT | — | — |
| VOLTAGE DROP | \leq 1.0 VDC (NPN) \leq 2.0 VDC (PNP) | \leq 1.0 VDC (NPN) \leq 2.0 VDC (PNP) |
| SUPPLY VOLTAGE | 10-30 VDC | 10-30 VDC |
| CURRENT CONSUMPTION | \leq 35 mA | \leq 35 mA |
| RESPONSE TIME | \leq 1.0 ms | \leq 1.0 ms |
| SWITCHING FREQUENCY | 500 Hz | 500 Hz |
| LIGHT SOURCE | Visible red LED | Visible red LED |
| WEIGHT | 4.6 oz | 1.5 oz |
| ELECTRICAL CONNECTION |  2-meter cable, PVC covered 4-conductor, |  Quick disconnect type V1 |
| ADDITIONAL DATA | See pages 427-430 | |

- ⚡ Stocked item
- Typical delivery 4 weeks or less
- Consult factory for all other models

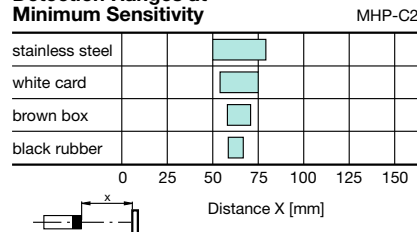
Sensing Characteristics

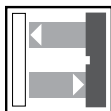


Detection Ranges at Maximum Sensitivity







Detection Ranges at Minimum Sensitivity

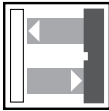




Diffuse Mode



| Specifications | | 150 mm | 150 mm | 450 mm | 450 mm |
|-------------------------------|----------------|---|--|--|--|
| SENSING RANGE | | 150 mm | 150 mm | 450 mm | 450 mm |
| SENSITIVITY ADJUSTMENT | | Yes | Yes | Yes | Yes |
| MODEL NUMBER(S) | | MHP-DR33L | MHP-DR33Q ● | MHP-D33L ⚡ | MHP-D33Q ⚡ |
| | | — | — | — | — |
| OUTPUT | <i>33 (DC)</i> | 1 NPN and 1 PNP | 1 NPN and 1 PNP | 1 NPN and 1 PNP | 1 NPN and 1 PNP |
| | <i>2A (AC)</i> | — | — | — | — |
| LOAD CURRENT | | 250 mA max. (NPN) 150 mA max. (PNP) | 250 mA max. (NPN) 150 mA max. (PNP) | 250 mA max. (NPN) 150 mA max. (PNP) | 250 mA max. (NPN) 150 mA max. (PNP) |
| LEAKAGE CURRENT | | 10 µA | 10 µA | 10 µA | 10 µA |
| INRUSH CURRENT | | — | — | — | — |
| VOLTAGE DROP | | ≤ 1.0 VDC (NPN) ≤ 2.0 VDC (PNP) | ≤ 1.0 VDC (NPN) ≤ 2.0 VDC (PNP) | ≤ 1.0 VDC (NPN) ≤ 2.0 VDC (PNP) | ≤ 1.0 VDC (NPN) ≤ 2.0 VDC (PNP) |
| SUPPLY VOLTAGE | | 10-30 VDC | 10-30 VDC | 10-30 VDC | 10-30 VDC |
| CURRENT CONSUMPTION | | ≤ 35 mA | ≤ 35 mA | ≤ 35 mA | ≤ 35 mA |
| RESPONSE TIME | | ≤ 1.0 ms | ≤ 1.0 ms | ≤ 1.0 ms | ≤ 1.0 ms |
| SWITCHING FREQUENCY | | 500 Hz | 500 Hz | 500 Hz | 500 Hz |
| LIGHT SOURCE | | Visible red LED | Visible red LED | Visible red LED | Visible red LED |
| WEIGHT | | 4.6 oz | 1.5 oz | 4.6 oz | 1.5 oz |
| ELECTRICAL CONNECTION | |  2-meter cable, PVC covered 4-conductor, |  Quick disconnect type V1 |  2-meter cable, PVC covered 4-conductor, |  Quick disconnect type V1 |
| ADDITIONAL DATA | | See pages 427-430 | | | |

- ⚡ Stocked item
 - Typical delivery 4 weeks or less
- Consult factory for all other models



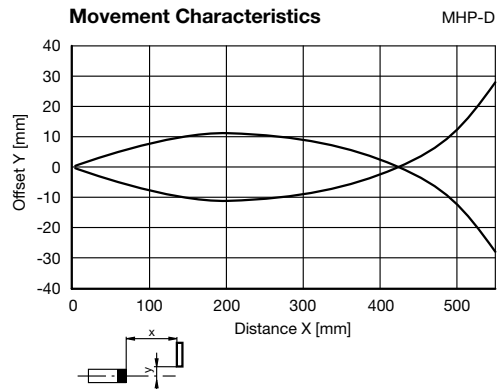
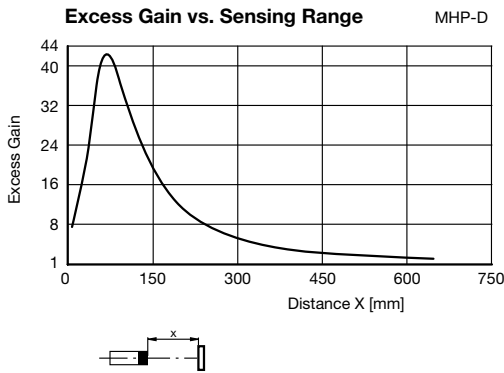
Diffuse Mode

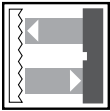
Specifications

| SENSING RANGE | 450 mm | 450 mm |
|------------------------|---|--|
| SENSITIVITY ADJUSTMENT | Yes | Yes |
| MODEL NUMBER(S) | — | — |
| | MHP-D2AL ⚡ | MHP-D2AQ ⚡ |
| OUTPUT | — | — |
| 33 (DC) | — | — |
| 2A (AC) | Thyristor | Thyristor |
| LOAD CURRENT | 5-500 mA, up to 122 °F, derated to 300 mA at 158 °F | 5-500 mA, up to 122 °F, derated to 300 mA at 158 °F |
| LEAKAGE CURRENT | 1.8 mA | 1.8 mA |
| INRUSH CURRENT | 10 A/10 ms | 10 A/10 ms |
| VOLTAGE DROP | ≤ 6.7 V | ≤ 6.7 V |
| SUPPLY VOLTAGE | 20-260 VAC, 50-60 Hz | 20-260 VAC, 50-60 Hz |
| CURRENT CONSUMPTION | ≤ 1.5 mA | ≤ 1.5 mA |
| RESPONSE TIME | ≤ 8.0 ms | ≤ 8.0 ms |
| SWITCHING FREQUENCY | 60 Hz | 60 Hz |
| LIGHT SOURCE | Infrared LED | Infrared LED |
| WEIGHT | 5.6 oz | 1.5 oz |
| ELECTRICAL CONNECTION |  3-meter cable, PVC covered 2-conductor |  Quick disconnect type V12 |
| ADDITIONAL DATA | See pages 427-430 | |

- ⚡ Stocked item
- Typical delivery 4 weeks or less
- Consult factory for all other models





Sensing Characteristics





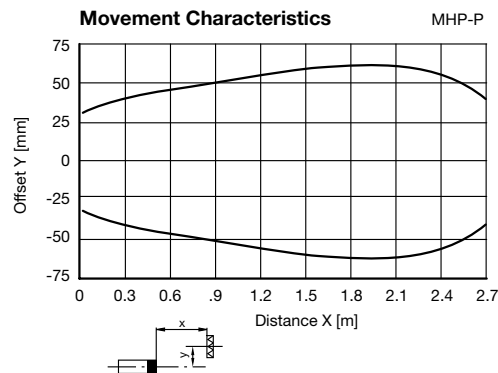
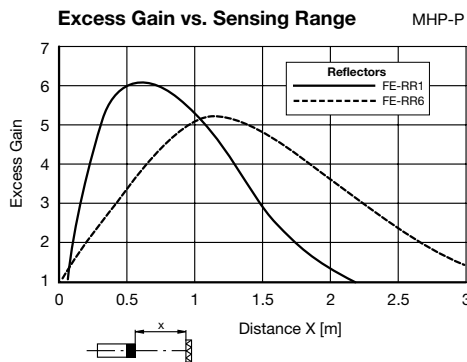
Retro-Reflective Mode

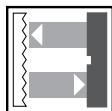
Specifications

| SENSING RANGE | | 2.4 m | 2.4 m | 2.4 m | 2.4 m |
|------------------------|---------|---|--|---|---|
| SENSITIVITY ADJUSTMENT | | Yes | Yes | Yes | Yes |
| POLARIZED FILTER | | Yes | Yes | Yes | Yes |
| MODEL NUMBER(S) | | MHP-P33L • | MHP-P33Q ⚡ | — | — |
| | | — | — | MHP-P2AL | MHP-P2AQ |
| OUTPUT | 33 (DC) | 1 NPN and 1 PNP | 1 NPN and 1 PNP | — | — |
| | 2A (AC) | — | — | Thyristor | Thyristor |
| LOAD CURRENT | | 250 mA max. (NPN) 150 mA max. (PNP) | 250 mA max. (NPN) 150 mA max. (PNP) | 5-500 mA, up to 122 °F, derated to 300 mA at 158 °F | 5-500 mA, up to 122 °F, derated to 300 mA at 158 °F |
| LEAKAGE CURRENT | | 10 µA | 10 µA | 1.8 mA | 1.8 mA |
| INRUSH CURRENT | | — | — | 10 A/10 ms | 10 A/10 ms |
| VOLTAGE DROP | | ≤ 1.0 VDC (NPN) ≤ 2.0 VDC (PNP) | ≤ 1.0 VDC (NPN) ≤ 2.0 VDC (PNP) | ≤ 6.7 V | ≤ 6.7 V |
| SUPPLY VOLTAGE | | 10-30 VDC | 10-30 VDC | 20-260 VAC, 50-60 Hz | 20-260 VAC, 50-60 Hz |
| CURRENT CONSUMPTION | | ≤ 35 mA | ≤ 35 mA | ≤ 1.5 mA | ≤ 1.5 mA |
| RESPONSE TIME | | ≤ 1.0 ms | ≤ 1.0 ms | ≤ 8.0 ms | ≤ 8.0 ms |
| SWITCHING FREQUENCY | | 500 Hz | 500 Hz | 60 Hz | 60 Hz |
| LIGHT SOURCE | | Visible red LED | Visible red LED | Visible red LED | Visible red LED |
| WEIGHT | | 4.6 oz | 1.5 oz | 5.6 oz | 1.5 oz |
| ELECTRICAL CONNECTION | |  2-meter cable, PVC covered 4-conductor, |  Quick disconnect type V1 |  3-meter cable, PVC covered 2-conductor |  Quick disconnect type V12 |
| ADDITIONAL DATA | | See pages 427-430 | | | |





- ⚡ Stocked item
- Typical delivery 4 weeks or less
Consult factory for all other models

Sensing Characteristics



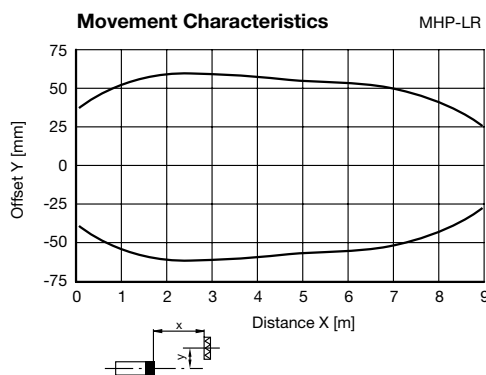
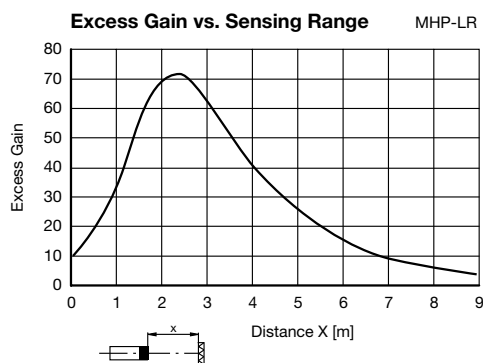


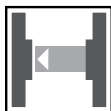
Retro-Reflective Mode

| Specifications | | 9.1 m | 9.1 m | 9.1 m | 9.1 m |
|-------------------------------|--------------------------|---|--|--|---|
| SENSING RANGE | | 9.1 m | 9.1 m | 9.1 m | 9.1 m |
| SENSITIVITY ADJUSTMENT | | Yes | Yes | Yes | Yes |
| POLARIZED FILTER | | No | No | No | No |
| MODEL NUMBER(S) | | MHP-LR33L | MHP-LR33Q ⚡ | — | — |
| | | — | — | MHP-LR2AL • | MHP-LR2AQ |
| OUTPUT | <i>33 (DC)</i> | 1 NPN and 1 PNP | 1 NPN and 1 PNP | — | — |
| | <i>2A (AC)</i> | — | — | Thyristor | Thyristor |
| LOAD CURRENT | | 250 mA max. (NPN) 150 mA max. (PNP) | 250 mA max. (NPN) 150 mA max. (PNP) | 5-500 mA, up to 122 °F, derated to 300 mA at 158 °F | 5-500 mA, up to 122 °F, derated to 300 mA at 158 °F |
| LEAKAGE CURRENT | | 10 µA | 10 µA | 1.8 mA | 1.8 mA |
| INRUSH CURRENT | | — | — | 10 A/10 ms | 10 A/10 ms |
| VOLTAGE DROP | | ≤ 1.0 VDC (NPN) ≤ 2.0 VDC (PNP) | ≤ 1.0 VDC (NPN) ≤ 2.0 VDC (PNP) | ≤ 6.7 V | ≤ 6.7 V |
| SUPPLY VOLTAGE | | 10-30 VDC | 10-30 VDC | 20-260 VAC, 50-60 Hz | 20-260 VAC, 50-60 Hz |
| CURRENT CONSUMPTION | | ≤ 35 mA | ≤ 35 mA | ≤ 1.5 mA | ≤ 1.5 mA |
| RESPONSE TIME | | ≤ 1.0 ms | ≤ 1.0 ms | ≤ 8.0 ms | ≤ 8.0 ms |
| SWITCHING FREQUENCY | | 500 Hz | 500 Hz | 60 Hz | 60 Hz |
| LIGHT SOURCE | | Infrared LED | Infrared LED | Infrared LED | Infrared LED |
| WEIGHT | | 4.6 oz | 1.5 oz | 5.6 oz | 1.5 oz |
| ELECTRICAL CONNECTION | |  2-meter cable, PVC covered 4-conductor, |  Quick disconnect type V1 |  3-meter cable, PVC covered 2-conductor |  Quick disconnect type V12 |
| ADDITIONAL DATA | See pages 427-430 | | | | |

- ⚡ Stocked item
- Typical delivery 4 weeks or less
Consult factory for all other models





Sensing Characteristics





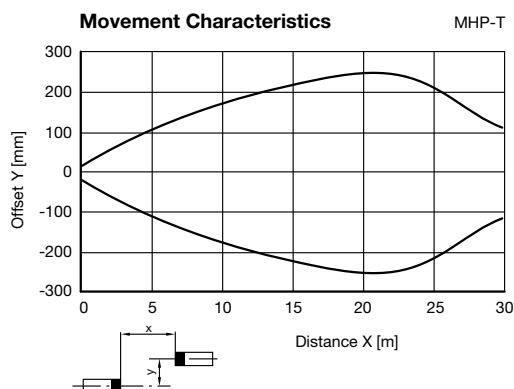
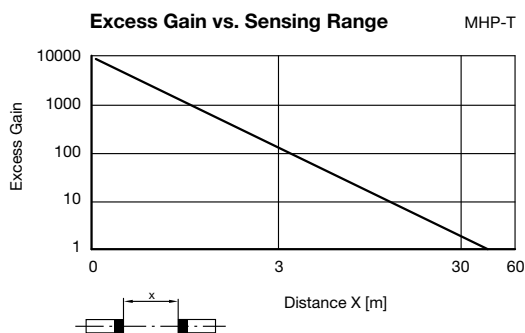
Thru-Beam Mode

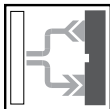
Specifications

| SENSING RANGE | | 30.4 m | 30.4 m | 30.4 m | 30.4 m |
|------------------------|-------------|---|--|---|---|
| SENSITIVITY ADJUSTMENT | | Yes | Yes | Yes | Yes |
| MODEL NUMBER(S) | Transmitter | MHP-TLE30L | MHP-TLE30Q • | MHP-TE2AL | MHP-TE2AQ |
| | Receiver | MHP-TLR33L | MHP-TLR33Q • | MHP-TR2AL | MHP-TR2AQ |
| OUTPUT | 33 (DC) | 1 NPN and 1 PNP | 1 NPN and 1 PNP | — | — |
| | 2A (AC) | — | — | Thyristor | Thyristor |
| LOAD CURRENT | | 250 mA max. (NPN) 150 mA max. (PNP) | 250 mA max. (NPN) 150 mA max. (PNP) | 5-500 mA, up to 122 °F, derated to 300 mA at 158 °F | 5-500 mA, up to 122 °F, derated to 300 mA at 158 °F |
| LEAKAGE CURRENT | | 10 µA | 10 µA | 1.8 mA | 1.8 mA |
| INRUSH CURRENT | | — | — | 10 A/10 ms | 10 A/10 ms |
| VOLTAGE DROP | | ≤ 1.0 VDC (NPN) ≤ 2.0 VDC (PNP) | ≤ 1.0 VDC (NPN) ≤ 2.0 VDC (PNP) | ≤ 6.7 V | ≤ 6.7 V |
| SUPPLY VOLTAGE | | 10-30 VDC | 10-30 VDC | 20-260 VAC, 50-60 Hz | 20-260 VAC, 50-60 Hz |
| CURRENT CONSUMPTION | | ≤ 35 mA | ≤ 35 mA | ≤ 1.5 mA | ≤ 1.5 mA |
| RESPONSE TIME | | ≤ 1.0 ms | ≤ 1.0 ms | ≤ 8.0 ms | ≤ 8.0 ms |
| SWITCHING FREQUENCY | | 500 Hz | 500 Hz | 60 Hz | 60 Hz |
| LIGHT SOURCE | | Infrared LED | Infrared LED | Infrared LED | Infrared LED |
| WEIGHT | | 4.6 oz | 1.5 oz | 5.6 oz | 1.5 oz |
| ELECTRICAL CONNECTION | |  2-meter cable, PVC covered 4-conductor, |  Quick disconnect type V1 |  3-meter cable, PVC covered 2-conductor |  Quick disconnect type V12 |
| ADDITIONAL DATA | | See pages 427-430 | | | |





- ⚡ Stocked item
 - Typical delivery 4 weeks or less
- Consult factory for all other models

Sensing Characteristics





Fiber Optic Diffuse and Thru-Beam Mode

| Specifications | | | | |
|------------------------|---|--|--|---|
| SENSING RANGE | Determined by Cable* | | | |
| SENSITIVITY ADJUSTMENT | Yes | Yes | Yes | Yes |
| POLARIZED FILTER | No | No | No | No |
| MODEL NUMBER(S) | MHP-F33L | MHP-F33Q • | — | — |
| | — | — | MHP-F2AL | MHP-F2AQ |
| OUTPUT | 33 (DC) | 1 NPN and 1 PNP | 1 NPN and 1 PNP | — |
| | 2A (AC) | — | — | Thyristor |
| LOAD CURRENT | 250 mA max. (NPN) 150 mA max. (PNP) | 250 mA max. (NPN) 150 mA max. (PNP) | 5-500 mA, up to 122 °F, derated to 300 mA at 158 °F | 5-500 mA, up to 122 °F, derated to 300 mA at 158 °F |
| LEAKAGE CURRENT | 10 µA | 10 µA | 1.8 mA | 1.8 mA |
| INRUSH CURRENT | — | — | 10 A/10 ms | 10 A/10 ms |
| VOLTAGE DROP | ≤ 1.0 VDC (NPN) ≤ 2.0 VDC (PNP) | ≤ 1.0 VDC (NPN) ≤ 2.0 VDC (PNP) | ≤ 6.7 V | ≤ 6.7 V |
| SUPPLY VOLTAGE | 10-30 VDC | 10-30 VDC | 20-260 VAC, 50-60 Hz | 20-260 VAC, 50-60 Hz |
| CURRENT CONSUMPTION | ≤ 35 mA | ≤ 35 mA | ≤ 1.5 mA | ≤ 1.5 mA |
| RESPONSE TIME | ≤ 1.0 ms | ≤ 1.0 ms | ≤ 8.0 ms | ≤ 8.0 ms |
| SWITCHING FREQUENCY | 500 Hz | 500 Hz | 60 Hz | 60 Hz |
| LIGHT SOURCE | Infrared LED | Infrared LED | Infrared LED | Infrared LED |
| WEIGHT | 4.6 oz | 1.5 oz | 5.6 oz | 1.5 oz |
| ELECTRICAL CONNECTION |  2-meter cable, PVC covered 4-conductor, |  Quick disconnect type V1 |  3-meter cable, PVC covered 2-conductor |  Quick disconnect type V12 |
| ADDITIONAL DATA | See pages 427-430 | | | |



- ⚡ Stocked item
- Typical delivery 4 weeks or less
Consult factory for all other models



*See pages 761-796 for fiber optic lengths and specifications.



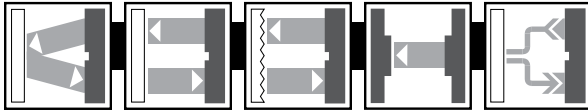
Fiber Optic Diffuse and Thru-Beam Mode

| Specifications | | |
|------------------------|---|--|
| SENSING RANGE | Determined by Cable* | Determined by Cable* |
| SENSITIVITY ADJUSTMENT | Yes | Yes |
| POLARIZED FILTER | No | No |
| MODEL NUMBER(S) | MHP-FR33L | MHP-FR33Q |
| | — | — |
| OUTPUT | 1 NPN and 1 PNP | 1 NPN and 1 PNP |
| 33 (DC) | — | — |
| 2A (AC) | — | — |
| LOAD CURRENT | 250 mA max. (NPN) 150 mA max. (PNP) | 250 mA max. (NPN) 150 mA max. (PNP) |
| LEAKAGE CURRENT | 10 µA | 10 µA |
| INRUSH CURRENT | — | — |
| VOLTAGE DROP | ≤ 1.0 VDC (NPN) ≤ 2.0 VDC (PNP) | ≤ 1.0 VDC (NPN) ≤ 2.0 VDC (PNP) |
| SUPPLY VOLTAGE | 10-30 VDC | 10-30 VDC |
| CURRENT CONSUMPTION | ≤ 35 mA | ≤ 35 mA |
| RESPONSE TIME | ≤ 1.0 ms | ≤ 1.0 ms |
| SWITCHING FREQUENCY | 500 Hz | 500 Hz |
| LIGHT SOURCE | Visible red LED | Visible red LED |
| WEIGHT | 4.6 oz | 1.5 oz |
| ELECTRICAL CONNECTION |  2-meter cable, PVC covered 4-conductor, |  Quick disconnect type V1 |
| ADDITIONAL DATA | See pages 427-430 | |

- ⚡ Stocked item
- Typical delivery 4 weeks or less
Consult factory for all other models





**See pages 761-796 for fiber optic lengths and specifications.*



Series Specifications

MHP Series Specifications

| | | |
|--|---|-------------------|
| SHORT CIRCUIT AND OVERLOAD PROTECTION | No | |
| REVERSE POLARITY PROTECTION | Yes (DC), No (AC) | |
| LED(s) | Yes (2)* | |
| OPERATING MODE | Light on/dark on | |
| PROTECTION (IEC) | IP69K | |
| TEMPERATURE RANGE | <i>WORKING</i> | -22 °F to +158 °F |
| | <i>STORAGE</i> | -67 °F to +185 °F |
| HOUSING MATERIAL | | Polysulphone |
| | <i>LENS</i> | Polycarbonate |
| APPROVALS |   | |

*See dimensional drawings for LED functions.

Wiring Diagrams

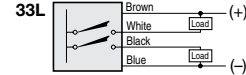
DC



Cable Connection

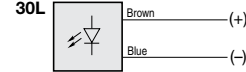
Light On/Dark On

NPN and PNP Outputs



Transmitter

(thru-beam models)



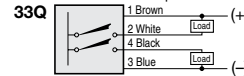
Quick Disconnect

Note: Wiring diagrams show quick disconnect pin numbers.

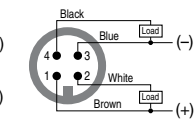
V1 Type

Light On/Dark On

NPN and PNP Outputs

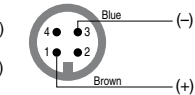
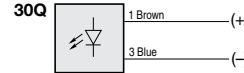


Male Receptacle End View



Transmitter

(thru-beam models)

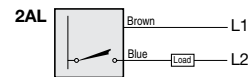


AC



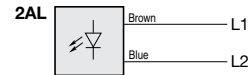
Cable Connection

Light On/Dark On



Transmitter

(thru-beam models)

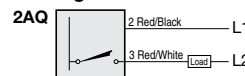


Quick Disconnect

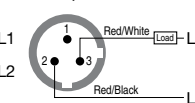
Note: Wiring diagrams show quick disconnect pin numbers.

V12 Type

Light On/Dark On

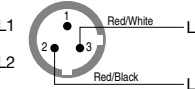
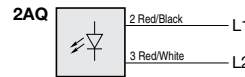


Male Receptacle End View



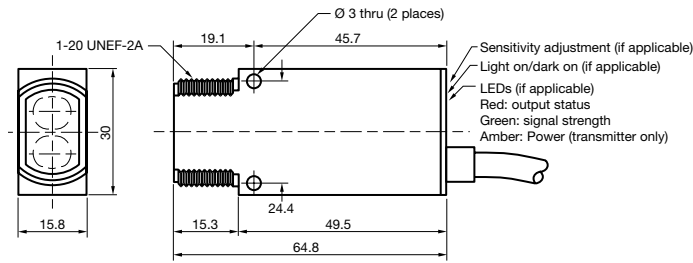
Transmitter

(thru-beam models)

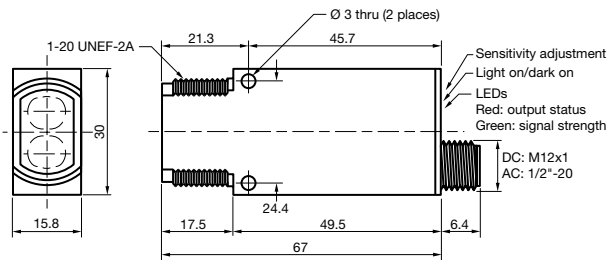
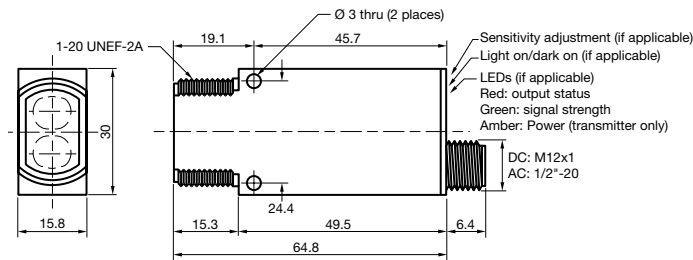
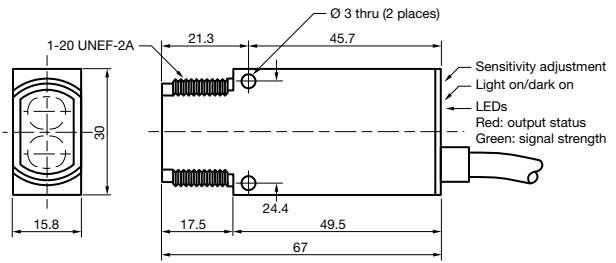


Dimensions (mm)

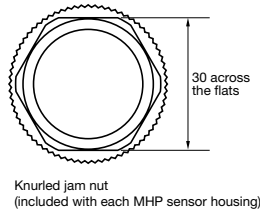
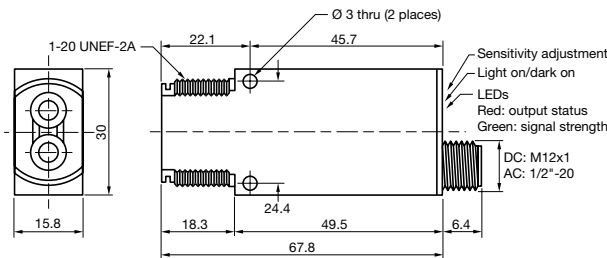
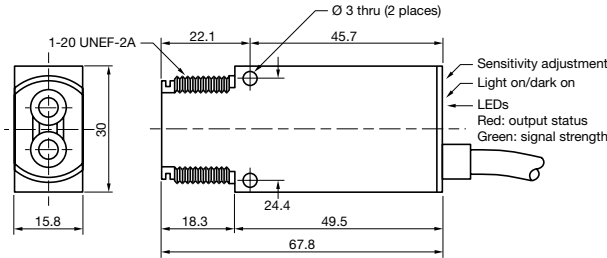
MHP-C, MHP-D, MHP-R, MHP-L, MHP-T



MHP-P



MHP-F



Typical Scan Distances for MHP Fiber Optics (Clean Air)

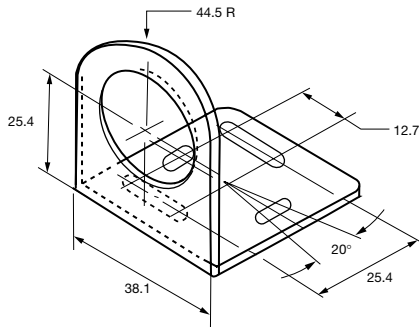
| Sensor Type | Scan Technique | Glass W/O Lens | Plastic W/O Lens | Plastic W/Lens (FEF-PLT1) |
|--------------------|----------------|----------------|------------------|---------------------------|
| Infrared MHP-F | Diffuse | 58mm | N/A | N/A |
| | Thru-Beam | 356mm | N/A | N/A |
| Visible Red MHP-FR | Diffuse | 36mm | 10mm | N/A |
| | Thru-Beam | 254mm | 84mm | 660mm |

Actual distance is limited by length of cables used. Distance values are given as a guide to relative optical power and rating using 3ft glass and 1m plastic cables.

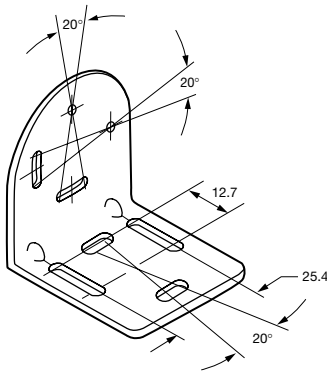
Accessories

(Dimensions in mm)

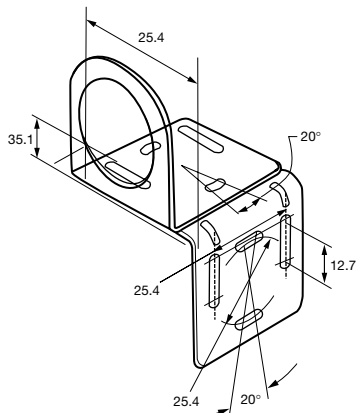
Panel Mount Bracket Model MHPTB



Side Mount Bracket Model MHPSB



Combination Mount Bracket Model MHPCB



Plastic Fiber Optic Adapter Model MHPFOA



Mounting Kit Model MHPHDW

(included with all non-fiber MHP Series sensors)

Kit includes (1) locknut, (1) O-ring, (2) 1.25" length screws, (2) nuts, and (2) washers.

Mounting Kit Model MHPHDW-FO

(included with all fiber MHP Series sensors)

Kit includes (1) locknut, (1) O-ring, (2) 1.25" length screws, (2) nuts, (2) washers, and (1) retaining clip for glass fiber optic cables.



See pages 803-854 for cordsets



See pages 797-802 for reflectors



See pages 865-872 for additional accessories



See pages 761-796 for fiber optic lengths and specifications.

Notes

Photoelectric MHP Series Miniature