



**Model Number**

**GLV18-8-400-S/73/120**

Diffuse mode sensor  
with 4-pin, M12 x 1 plastic connector

**Features**

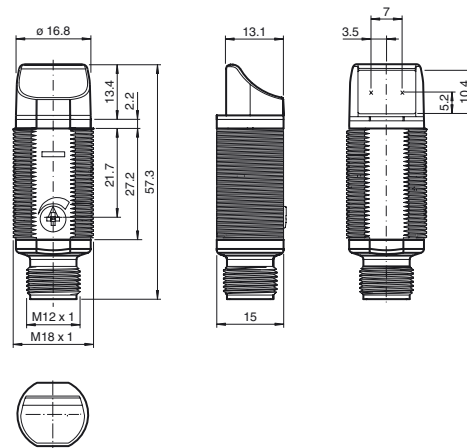
- Efficient Line in a short M18 plastic housing for standard applications
- Very high detection range
- 4 LEDs indicator for 360° visibility
- Optimized potentiometer design for a clear control button layout in the application
- Sidelookerversion
- DC voltage version

**Product information**

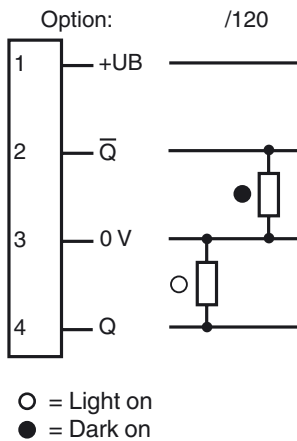
The GLV/GLK18 series sensors help improve the efficiency of machines and systems. The design of the M18 plastic housing, the connection technology, and sensor properties are highly standardized. Concentrating on the key sensor requirements has produced a robust and reliable product series for DC and AC/DC voltage systems without any over-engineering. The mounting set included in the scope of delivery and the optimized potentiometer design ensure fast assembly and easy configuration.

Release date: 2019-11-29 14:47 Date of issue: 2019-11-29 190548\_eng.xml

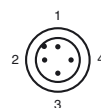
**Dimensions**



**Electrical connection**



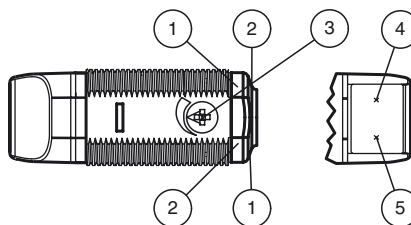
**Pinout**



Wire colors in accordance with EN 60947-5-2

- 1 | BN (brown)
- 2 | WH (white)
- 3 | BU (blue)
- 4 | BK (black)

**Indicators/operating means**



1	Operating display	green
2	Signal display	yellow
3	Sensitivity adjustment	
4	Emitter	
5	Receiver	

**Technical data****General specifications**

Detection range	50 ... 400 mm adjustable
Detection range max.	0 ... 400 mm
Reference target	100 mm x 100 mm Kodak white
Light source	LED
Light type	modulated visible red light , 640 nm
Diameter of the light spot	approx. 30 mm at 400 mm
Angle of divergence	approx. 4 °
Optical face	lateral
Ambient light limit	30000 Lux
Hysteresis	H < 15 %

**Functional safety related parameters**

MTTF <sub>d</sub>	920 a
Mission Time (T <sub>M</sub> )	20 a
Diagnostic Coverage (DC)	0 %

**Indicators/operating means**

Operation indicator	LED green, statically lit Power on
Function indicator	LED yellow: lights when object is detected ; flashes when falling short of the stability control
Control elements	sensitivity adjustment

**Electrical specifications**

Operating voltage	U <sub>B</sub>	10 ... 30 V DC
No-load supply current	I <sub>0</sub>	< 20 mA

**Output**

Switching type	light/dark on	
Signal output	2 PNP, complementary, short-circuit protected, open collectors	
Switching voltage	max. 30 V DC	
Switching current	max. 100 mA	
Voltage drop	U <sub>d</sub>	≤ 1.5 V DC
Switching frequency	f	500 Hz
Response time		≤ 1 ms

**Conformity**

Product standard	EN 60947-5-2
------------------	--------------

**Ambient conditions**

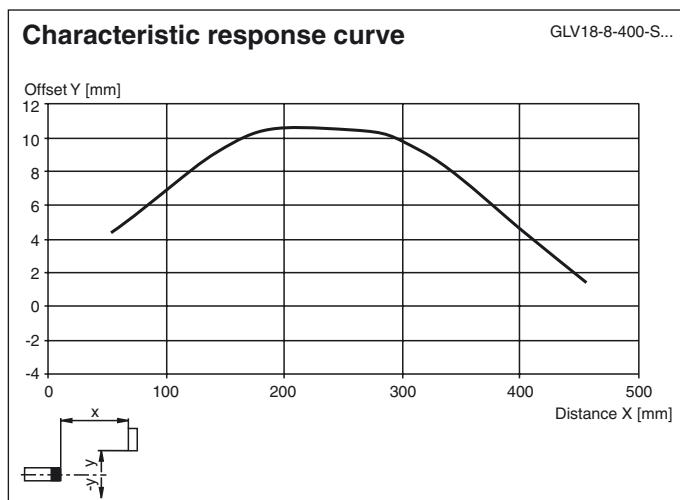
Ambient temperature	-25 ... 60 °C (-13 ... 140 °F)
Storage temperature	-40 ... 70 °C (-40 ... 158 °F)

**Mechanical specifications**

Degree of protection	IP67
Connection	4-pin, M12 x 1 connector
Material	
Housing	PC
Optical face	PMMA
Connector	plastic
Mass	approx. 10 g

**Approvals and certificates**

Protection class	II, rated insulation voltage ≤ 250 V AC with pollution degree 1-2 according to IEC 60664-1
UL approval	cULus Listed, Class 2 Power Source
CCC approval	CCC approval / marking not required for products rated ≤ 36 V

**Curves/Diagrams****Accessories****CPZ18B03**

Mounting Bracket with swivel nut

**BF 18**

Mounting flange, 18 mm

**BF 18-F**

Plastic mounting adapter, 18 mm

**BF 5-30**

Universal mounting bracket for cylindrical sensors with a diameter of 5 ... 30 mm

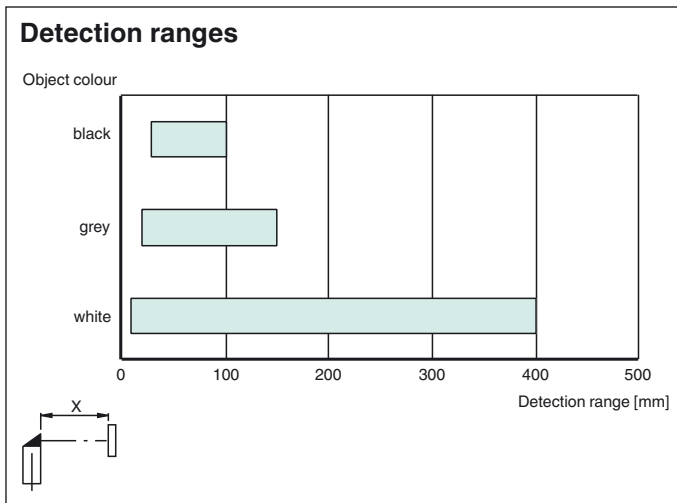
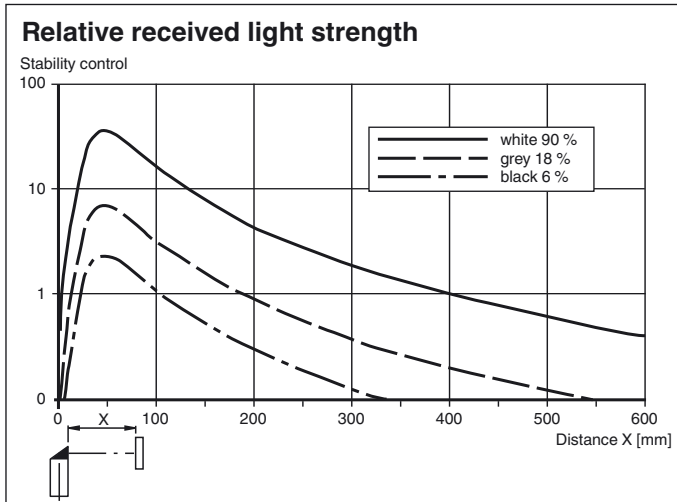
**V1-G-2M-PUR**

Female cordset, M12, 4-pin, PUR cable

**V1-W-2M-PUR**

Female cordset, M12, 4-pin, PUR cable

Other suitable accessories can be found at [www.pepperl-fuchs.com](http://www.pepperl-fuchs.com)



Release date: 2019-11-29 14:47 Date of issue: 2019-11-29 190548\_eng.xml