



Model Number

ML8-8-200-RT/103/143

Diffuse mode sensor
with 4-pin, M8 x 1 connector

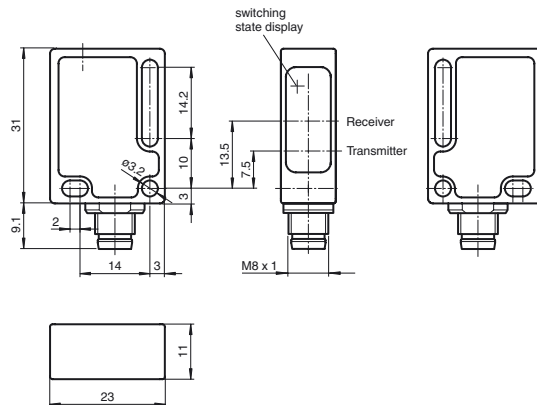
Features

- Miniature design
- Yellow LED indicator behind the front panel
- Flexible mounting possibilities due to slotted hole
- Waterproof, degree of protection IP67
- Protection class II

Product information

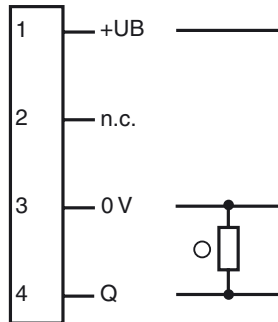
Small, robust and reliable, the ML8 series of miniature sensors is particularly suitable for non-contact detection of objects in confined spaces. The LED indicator is located behind the lens and provides reliable information on the sensor's operating status. The LED is always visible, even if the sensor is completely embedded. Flexible mounting options and fixed preset detection ranges simplify setup and operation.

Dimensions



Electrical connection

Option: 103



○ = Light on
● = Dark on

Pinout



Wire colors in accordance with EN 60947-5-2

1	BN	(brown)
2	WH	(white)
3	BU	(blue)
4	BK	(black)

Release date: 2019-11-26 15:37 Date of issue: 2019-11-26 127488_eng.xml

Technical data**General specifications**

Detection range	20 ... 200 mm
Reference target	standard white, 100 mm x 100 mm
Light source	LED
Light type	modulated visible red light
Diameter of the light spot	approx. 15 mm at a distance of 200 mm
Angle of divergence	approx. 4.5 °
Ambient light limit	40000 Lux

Functional safety related parameters

MTTF _d	2340 a
Mission Time (T _M)	20 a
Diagnostic Coverage (DC)	0 %

Indicators/operating means

Function indicator	LED yellow: switching state
--------------------	-----------------------------

Electrical specifications

Operating voltage	U _B	10 ... 30 V DC , class 2
Ripple		max. 10 %
No-load supply current	I ₀	< 20 mA

Output

Switching type	light on	
Signal output	1 PNP output, short-circuit protected, reverse polarity protected, open collector	
Switching voltage	max. 30 V DC	
Switching current	max. 100 mA	
Voltage drop	U _d	≤ 1.5 V DC
Response time		1.8 ms

Conformity

Product standard	EN 60947-5-2
------------------	--------------

Ambient conditions

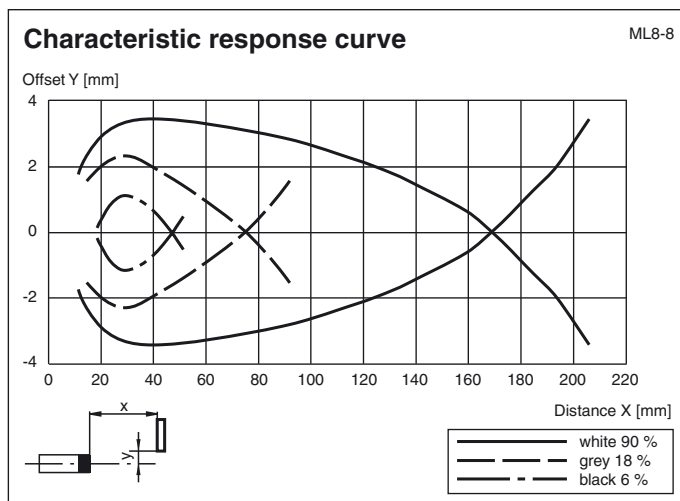
Ambient temperature	-20 ... 60 °C (-4 ... 140 °F)
Storage temperature	-40 ... 75 °C (-40 ... 167 °F)

Mechanical specifications

Housing width	23 mm
Housing height	31 mm
Housing depth	11 mm
Degree of protection	IP67
Connection	M8 x 1 connector, 4-pin
Material	
Housing	PC (glass-fiber-reinforced Makrolon)
Optical face	PMMA
Connector	plastic
Mass	approx. 10 g

Approvals and certificates

Protection class	II, rated voltage ≤ 250 V AC with pollution degree 1-2 according to IEC 60664-1
UL approval	cULus Listed, Class 2 Power Source, Type 1 enclosure
CCC approval	CCC approval / marking not required for products rated ≤36 V

Curves/Diagrams**Accessories****Montagekit OMH-ML7-01**

Mounting set consisting of bracket OMH-ML-01 sheet OMH-ML7-03, and fastening material

Montagekit OMH-ML7-02

Mounting set consisting of bracket OMH-ML-02 sheet OMH-ML7-03, and fastening material

OMH-ML7-01

Mounting aid for ML7 and ML8 series, Mounting bracket

OMH-ML7-02

Mounting aid for ML7 and ML8 series, Mounting bracket

OMH-ML7-03

Mounting aid for ML7 and ML8 series, Fixing plate

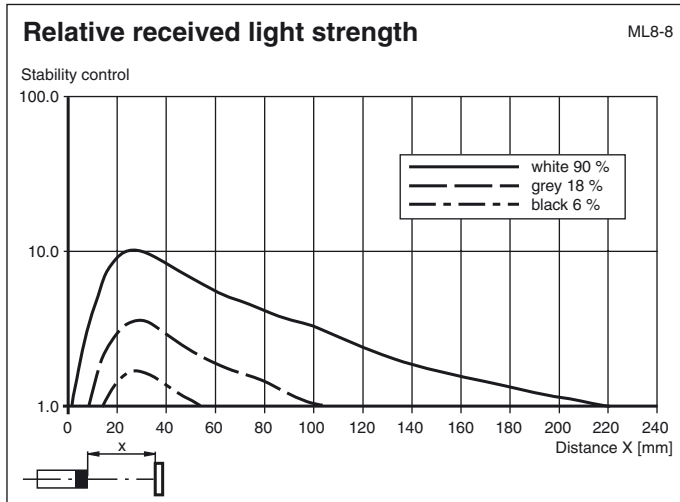
V31-WM-2M-PUR

Female cordset single-ended, M8, 4-pin, PUR cable

V31-GM-2M-PUR

Female cordset single-ended, M8, 4-pin, PUR cable

Other suitable accessories can be found at www.pepperl-fuchs.com



Release date: 2019-11-26 15:37 Date of issue: 2019-11-26 127488_eng.xml

Refer to "General Notes Relating to Pepperl+Fuchs Product Information".

Pepperl+Fuchs Group
www.pepperl-fuchs.com

USA: +1 330 486 0001
fa-info@us.pepperl-fuchs.com

Germany: +49 621 776 1111
fa-info@de.pepperl-fuchs.com

Singapore: +65 6779 9091
fa-info@sg.pepperl-fuchs.com