



**Model Number**

**LS682-DA-EN/F2/35/146**

Optical data coupler

**Features**

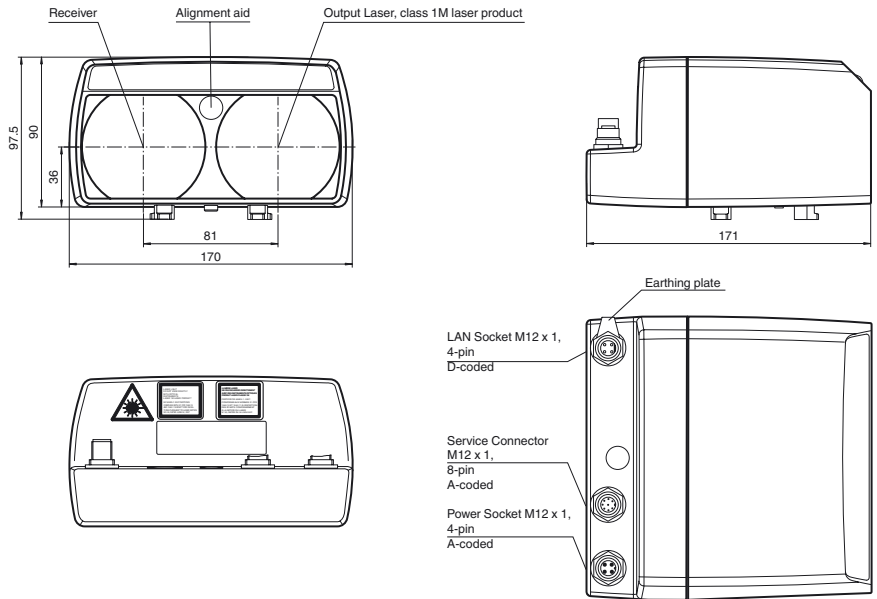
- Fast Ethernet; Powerlink; EtherCAT; Profinet
- Independent of Ethernet protocol
- Version for low temperature applications
- Plug connection for fast mounting
- No parameterization
- Line indicator for signal strength

**Product information**

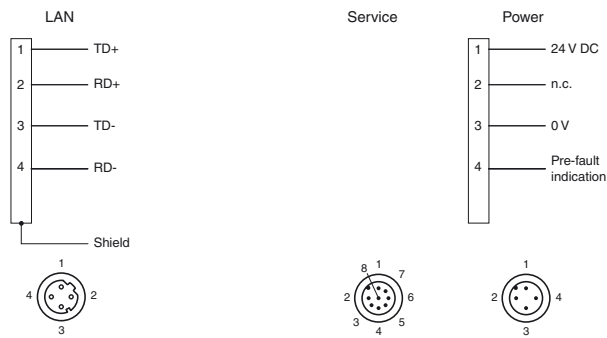
The optical data coupler serves as a connection of Ethernet modules to remote modules. These can move along an axis toward each other. The devices are optimized for conditions in high bay warehouses bays.

The physical transfer takes place protocol-free with 100 MBit/s full duplex. The data rate remains constant irrespective of distance. Telegrams are not saved, which enables immediate transfer.

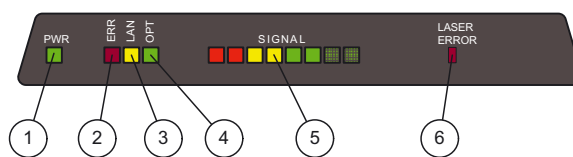
**Dimensions**



**Electrical connection**



**Indicators/operating means**



1	Operating indicator	green
2	Failure	red
3	LAN link	yellow
4	Opto link	green
5	Signal quality	
6	Error Laser	red

Release date: 2019-04-24 15:45 Date of issue: 2019-04-24 265355\_eng.xml

**Technical data****General specifications**

Effective detection range	0 ... 300 m
Threshold detection range	350 m
Light source	laser diode
Light type	modulated visible red light
<b>Laser nominal ratings</b>	
Note	VISIBLE LASER RADIATION , DO NOT VIEW DIRECTLY WITH OPTICAL INSTRUMENTS
Laser class	1M
Wave length	660 nm
Beam divergence	15 mrad
Pulse length	8 ns
Repetition rate	62.5 MHz
Maximum optical power output	60 mW
Diameter of the light spot	1.5 m at a distance of 100 m
Angle of divergence	1 °
Ambient light limit	> 10000 Lux

**Functional safety related parameters**

MTTF <sub>d</sub>	58.6 a
Mission Time (T <sub>M</sub> )	10 a
Diagnostic Coverage (DC)	0 %

**Indicators/operating means**

Data flow indicator	LED green: OPTO-Link LED yellow: LAN-Link LED red: ERROR
Function indicator	Signal strength (8 LED: Red, yellow, green)

**Electrical specifications**

Operating voltage	U <sub>B</sub>	18 ... 30 V DC
No-load supply current	I <sub>0</sub>	200 mA
Data rate		100 MBit/s (Fast Ethernet)

**Interface**

Interface type	100 BASE-TX
----------------	-------------

**Output**

Pre-fault indication output	1 PNP, inactive when falling short of the stability control , short-circuit protected, max. 200 mA
-----------------------------	--

**Conformity**

Laser safety	EN 60825-1:2007
--------------	-----------------

**Ambient conditions**

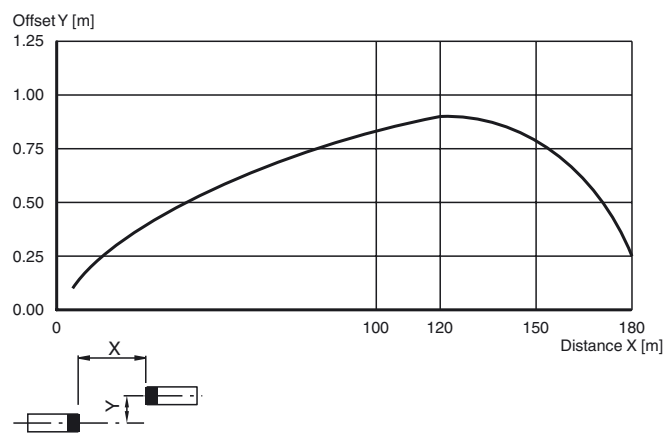
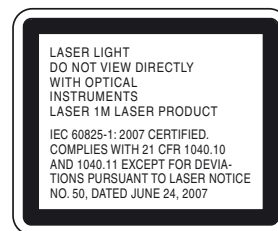
Ambient temperature	-30 ... 50 °C (-22 ... 122 °F)
Storage temperature	-40 ... 70 °C (-40 ... 158 °F)

**Mechanical specifications**

Degree of protection	IP65
Material	
Housing	ABS / PC
Optical face	plastic
Mass	700 g

**Approvals and certificates**

UL approval	cULus Listed
FDA approval	IEC 60825-1:2007 Complies with 21 CFR 1040.10 and 1040.11 except for deviations pursuant to Laser Notice No. 50, dated June 24, 2007

**Curves/Diagrams****Characteristic response curve****Laserlabel****Accessories****OMH-LS610-01**

Mounting bracket for optical data coupler

**OMH-LS610-02**

Direct mounting set consisting of 4 x M4 threaded inserts

**OMH-LS610-03**

Mounting bracket with deviation mirror for optical data coupler

**OMH-LS610-05**

Mounting bracket for optical data coupler and distance measurement devices

Other suitable accessories can be found at [www.pepperl-fuchs.com](http://www.pepperl-fuchs.com)

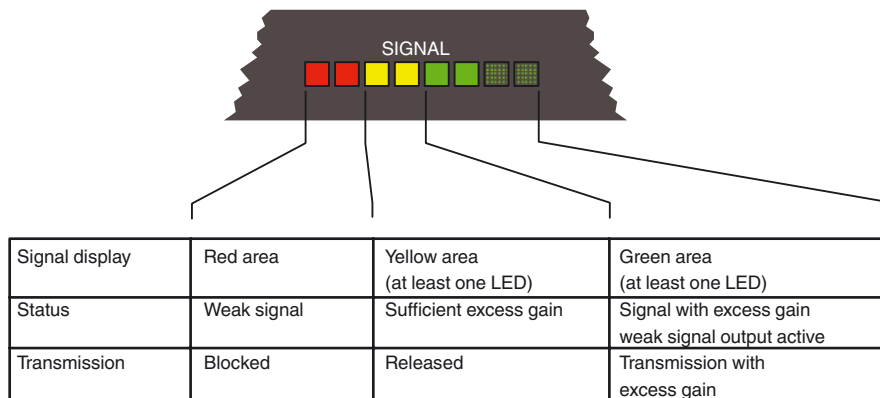
## Function

The LS682-DA-EN is a device for serial data transfer in Ethernet systems. One F1 and one F2 device is needed for each data transfer link.

Data is transferred in both directions simultaneously by means of modulated light.

### Function Displays/Excess Gain

A red alignment LED, which can be seen from a long way off, is located on the front of the device to serve as an alignment aid. As soon as a receiver detects the emitted light of the device opposite it, the flashing frequency of the alignment aid decreases. If the light goes out, this indicates that the devices are aligned with sufficient excess gain. For fine adjustment, the optical data coupler features a bar graph display (signal display) for optimum alignment.



## Mounting

The device is mounted using appropriate accessories, e.g., OMH-LS610-01 for wall mounting.

The x-y adjuster is delivered preassembled. It is fixed in the required beam direction ( $\pm 90^\circ$  rotation possible) on the mounting bracket.

## Laser notice laser class 1M

- The irradiation can lead to irritation especially in a dark environment. Do not point at people!
- Caution: visible and invisible laser radiation, do not observe laser light with optical instruments such as magnifying glasses, microscopes, telescopes or binoculars!
- Maintenance and repairs should only be carried out by authorized service personnel!
- Attach the device so that the warning is clearly visible and readable.
- Caution: use of controls or adjustments or performance of procedures other than those specified herein may result in hazardous radiation exposure.