

Model Number

CBN15-30GK60-A2

Features

- 15 mm non-flush
- Operating distance adjustable via potentiometer
- High EMC resistance
- Complementary outputs

Accessories

BF 30

Mounting flange, 30 mm

Technical Data

General specifications

Switching function		complementary
Output type		PNP
Rated operating distance	s_n	15 mm
Installation		non-flush
Output polarity		DC
Assured operating distance	s_a	0 ... 12.1 mm
Output type		4-wire

Nominal ratings

Installation conditions		
A		18 mm
B		10 mm
C		30 mm
F		60 mm
Operating voltage	U_B	10 ... 30 V DC
Switching frequency	f	0 ... 10 Hz
Reverse polarity protection		reverse polarity protected
Short-circuit protection		pulsing
Voltage drop	U_d	≤ 2.8 V
Operating current	I_L	0 ... 200 mA
Off-state current	I_r	0 ... 0.5 mA typ. 0.1 μ A at 25 °C
Off-state current $T_U = 40$ °C, switching element off		≤ 100 μ A
No-load supply current	I_0	≤ 20 mA
Time delay before availability	t_v	≤ 50 ms
Switching state indicator		LED, yellow

Functional safety related parameters

MTTF _d	750 a
Mission Time (T_M)	20 a
Diagnostic Coverage (DC)	0 %

Indicators/operating means

Potentiometer	sensitivity adjustment
---------------	------------------------

Ambient conditions

Ambient temperature	-25 ... 70 °C (-13 ... 158 °F)
Storage temperature	-40 ... 85 °C (-40 ... 185 °F)

Mechanical specifications

Connection type	cable PVC, 2 m
Core cross-section	0.75 mm ²
Housing material	PBT
Sensing face	PBT
Degree of protection	IP67

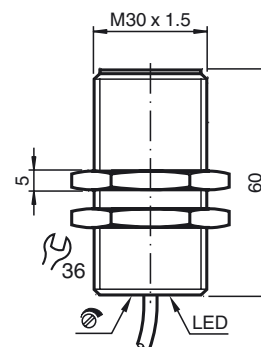
Compliance with standards and directives

Standard conformity	
Standards	EN 60947-5-2:2007 EN 60947-5-2/A1:2012 IEC 60947-5-2:2007 IEC 60947-5-2 AMD 1:2012

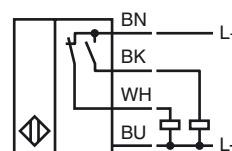
Approvals and certificates

UL approval	cULus Listed, General Purpose
CCC approval	CCC approval / marking not required for products rated ≤ 36 V

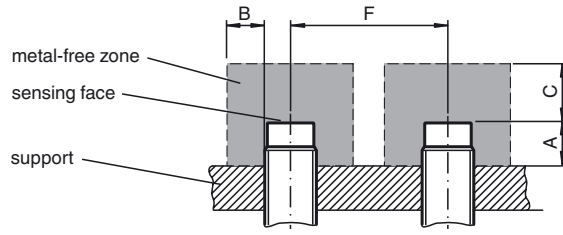
Dimensions



Electrical Connection



Installation Conditions



Release date: 2018-10-09 11:03 Date of issue: 2018-10-09 189953_eng.xml