

# Inductive sensor

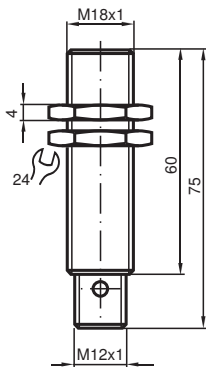
## NBB8-18GM60-B3-V1



- Basic series
- 8 mm flush
- Cylindrical
- NO/NC selectable
- On/Off delay (disconnectable)



### Dimensions



### Technical Data

#### General specifications

Switching function		Normally open/closed (NO/NC) programmable
Output type		AS-Interface
Rated operating distance	$s_n$	8 mm
Installation		flush
Assured operating distance	$s_a$	0 ... 6.48 mm
Reduction factor $r_{Al}$		0.4
Reduction factor $r_{Cu}$		0.4
Reduction factor $r_{304}$		0.7
Reduction factor $r_{Brass}$		0.5
Slave type		Standard slave
AS-Interface specification		V2.1
Required master specification		$\geq$ V2.0

Release date: 2020-03-23 Date of issue: 2020-03-30 Filename: 226335\_eng.pdf

Refer to "General Notes Relating to Pepperl+Fuchs Product Information".

Pepperl+Fuchs Group  
www.pepperl-fuchs.com

USA: +1 330 486 0001  
fa-info@us.pepperl-fuchs.com

Germany: +49 621 776 1111  
fa-info@de.pepperl-fuchs.com

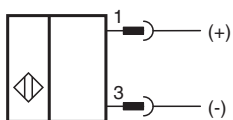
Singapore: +65 6779 9091  
fa-info@sg.pepperl-fuchs.com

**PEPPERL+FUCHS**

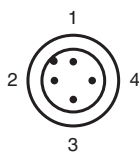
## Technical Data

Output type	2-wire	
<b>Nominal ratings</b>		
Operating voltage	$U_B$	26.5 ... 31.9 V via AS-i bus system
Switching frequency	f	0 ... 200 Hz
Hysteresis	H	1 ... 15 typ. 5 %
Reverse polarity protection		reverse polarity protected
No-load supply current	$I_0$	≤ 25 mA
Switching state indicator		dual-LED, yellow
Error indicator		dual-LED, red
<b>Functional safety related parameters</b>		
MTTF <sub>d</sub>		926 a
Mission Time (T <sub>M</sub> )		20 a
Diagnostic Coverage (DC)		0 %
<b>Compliance with standards and directives</b>		
Standard conformity		
Standards		EN 60947-5-2:2007 IEC 60947-5-2:2007 EN 50295:1999
<b>Approvals and certificates</b>		
UL approval		cULus Listed, General Purpose
CSA approval		cCSAus Listed, General Purpose
CCC approval		CCC approval / marking not required for products rated ≤36 V
<b>Ambient conditions</b>		
Ambient temperature		-25 ... 70 °C (-13 ... 158 °F)
Storage temperature		-40 ... 85 °C (-40 ... 185 °F)
<b>Mechanical specifications</b>		
Connection type		4-pin, M12 x 1 connector
Housing material		brass, nickel-plated
Sensing face		PBT
Degree of protection		IP67

## Connection



## Connection Assignment



Release date: 2020-03-23 Date of issue: 2020-03-30 Filename: 226335\_eng.pdf

## Additional Information

### Programming Instructions

Address 00 preset, alterable  
via Busmaster  
or programming units  
IO-Code 1  
ID-Code 1

### Data bit

Bit	Function
D0	Switching state
D1	not used
D2	not used
D3	not used

### Parameter bit

Bit	Function
P0	ON / Off delay activated* / deactivated
P1	Switching element function NO* / NC
P2	not used
P3	not used

\*Standard setting

## Accessories



**EXG-18**

Quick mounting bracket with dead stop