

Inductive sensor

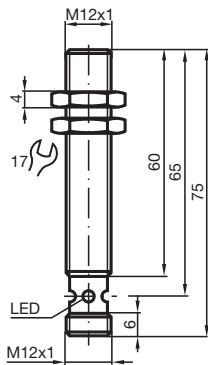
NCB4-12GM60-B3-V1



- Comfort series
- Cylindrical
- NO/NC selectable
- On/Off delay (disconnectable)



Dimensions



Technical Data

General specifications

Switching function		Normally open/closed (NO/NC) programmable
Output type		AS-Interface
Rated operating distance	s_n	4 mm
Installation		flush
Assured operating distance	s_a	0 ... 3.24 mm
Actual operating distance	s_r	3.6 ... 4.4 mm typ. 4 mm
Reduction factor r_{Al}		0.23
Reduction factor r_{Cu}		0.21
Reduction factor r_{304}		0.7
Slave type		Standard slave
AS-Interface specification		V2.1
Required master specification		\geq V2.1

Release date: 2020-03-23 Date of issue: 2020-03-30 Filename: 226330_eng.pdf

Refer to "General Notes Relating to Pepperl+Fuchs Product Information".

Pepperl+Fuchs Group
www.pepperl-fuchs.com

USA: +1 330 486 0001
fa-info@us.pepperl-fuchs.com

Germany: +49 621 776 1111
fa-info@de.pepperl-fuchs.com

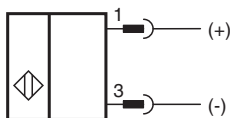
Singapore: +65 6779 9091
fa-info@sg.pepperl-fuchs.com

PEPPERL+FUCHS

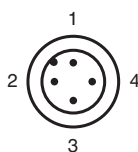
Technical Data

Output type	2-wire	
Nominal ratings		
Operating voltage	U_B	26.5 ... 31.9 V via AS-i bus system
Switching frequency	f	0 ... 500 Hz
Hysteresis	H	1 ... 15 typ. 5 %
Reverse polarity protection		reverse polarity protected
Voltage drop at I_L		
Voltage drop $I_L = 20$ mA, switching element on	U_d	3.4 ... 5 V typ. 4.3 V
No-load supply current	I_0	≤ 25 mA
Time delay before availability	t_v	≤ 1000 ms
Switching state indicator		dual-LED, yellow
Error indicator		dual-LED, red
Functional safety related parameters		
MTTF _d		2140 a
Mission Time (T_M)		20 a
Diagnostic Coverage (DC)		0 %
Compliance with standards and directives		
Standard conformity		
Standards		EN 60947-5-2:2007 IEC 60947-5-2:2007
Approvals and certificates		
UL approval		cULus Listed, General Purpose
CSA approval		cCSAus Listed, General Purpose
CCC approval		CCC approval / marking not required for products rated ≤ 36 V
Ambient conditions		
Ambient temperature		-25 ... 70 °C (-13 ... 158 °F)
Storage temperature		-40 ... 85 °C (-40 ... 185 °F)
Mechanical specifications		
Connection type		Connector plug M12 x 1 4-pin
Housing material		Stainless steel 1.4305 / AISI 303
Sensing face		PBT
Degree of protection		IP67

Connection



Connection Assignment



Release date: 2020-03-23 Date of issue: 2020-03-30 Filename: 226330_eng.pdf

Additional Information

Programming Instructions

Address 00 preset, alterable
via Busmaster
or programming units
IO-Code 1
ID-Code 1

Data bit





Bit	Function
D0	Switching state
D1	not used
D2	not used
D3	not used

Parameter bit

Bit	Function
P0	ON / Off delay activated* / deactivated
P1	Switching element function NO* / NC
P2	not used
P3	not used

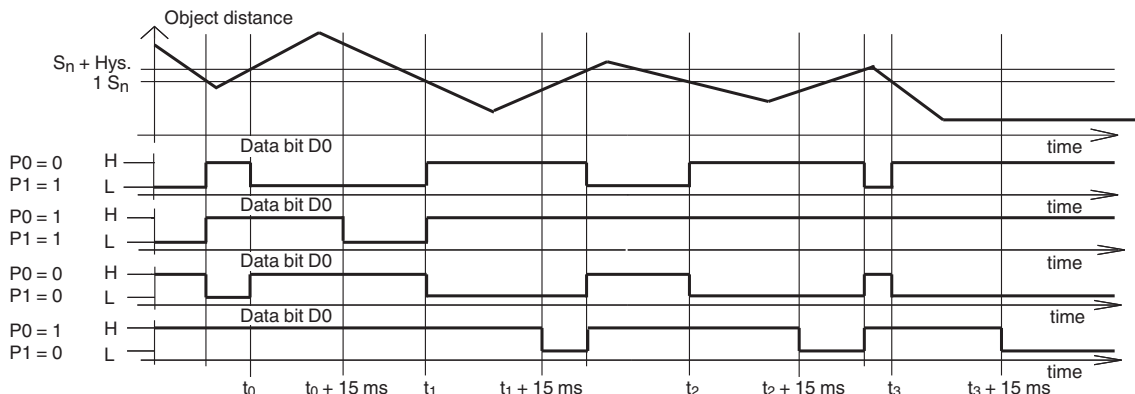
*Standard setting

Accessories

	BF 12	Mounting flange, 12 mm
	V1-W-2M-PUR	Female cordset, M12, 4-pin, PUR cable
	V1-G-2M-PUR	Female cordset, M12, 4-pin, PUR cable
	EXG-12	Quick mounting bracket with dead stop

Characteristic Curve

On/off delay:



The on/off delay is preset and switched on (P0=1). On delay approx. 15 ms, when P0=1 and NO function (P1=1). Off delay approx. 15 ms, when P0=1 and NC function (P1=0).

Release date: 2020-03-23 Date of issue: 2020-03-30 Filename: 226330_eng.pdf

Refer to "General Notes Relating to Pepperl+Fuchs Product Information".