



Reader with protective housing

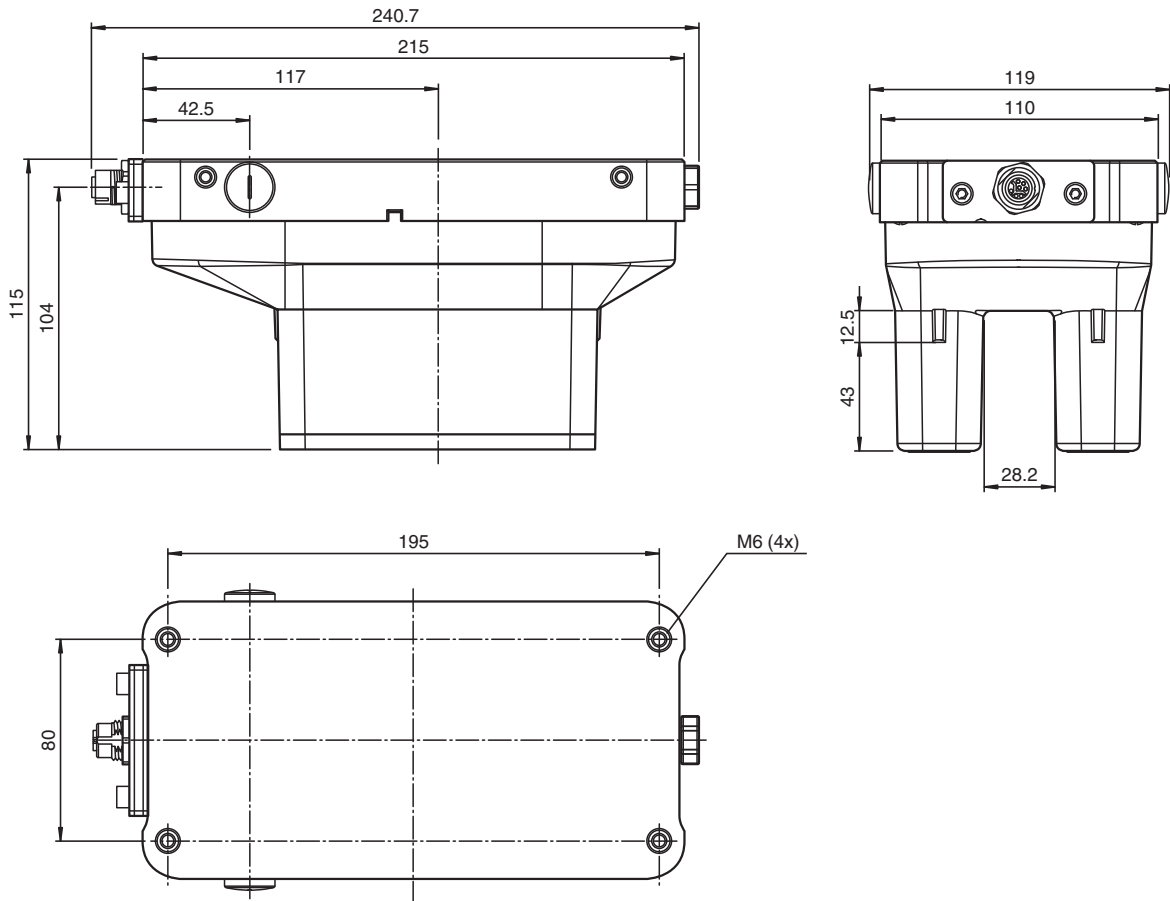
WCS3B-LS510DH-OM

- EtherNet/IP
- Non-contact, absolute position encoder
- Automatic detection of dirt accumulation
- Output of position and speed
- For outdoor use
- Extended temperature range

Reader with protective enclosure, EtherNet/IP interface



Dimensions



Technical Data

General specifications

Passage speed	v	≤ 12.5 m/s
Measuring range		max. 314.5 m

Release date: 2021-01-27 Date of issue: 2021-01-27 Filename: 312681_eng.pdf

Refer to "General Notes Relating to Pepperl+Fuchs Product Information".

Pepperl+Fuchs Group
www.pepperl-fuchs.com

USA: +1 330 486 0001
fa-info@us.pepperl-fuchs.com

Germany: +49 621 776 1111
fa-info@de.pepperl-fuchs.com

Singapore: +65 6779 9091
fa-info@sg.pepperl-fuchs.com

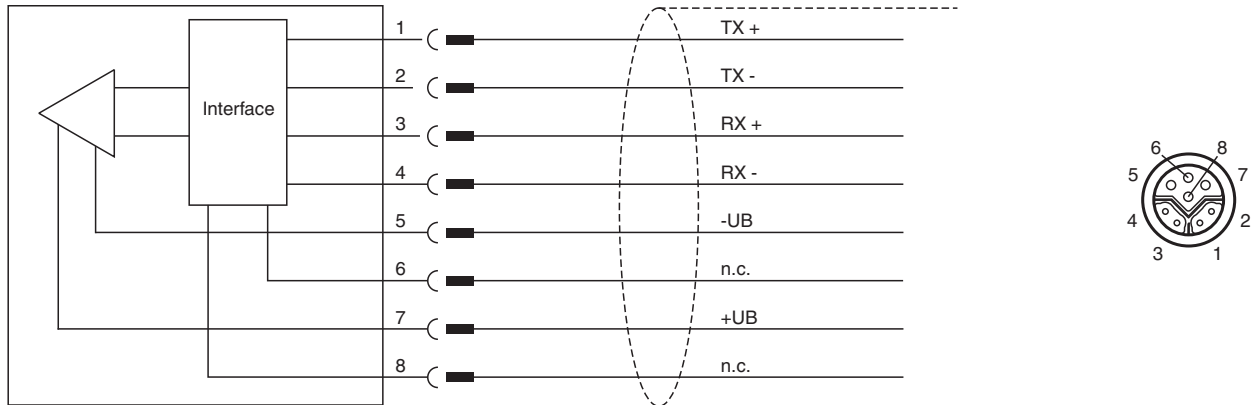
PEPPERL+FUCHS

Technical Data












Free tolerances to code rail		horizontal: 28 mm (± 14 mm) vertical: 25.5 mm (+11.5 mm/-14 mm)
Resolution		± 0.4 mm (1,250 positions/m)
Functional safety related parameters		
MTTF _d		57 a
Mission Time (T _M)		10 a
Diagnostic Coverage (DC)		0 %
Indicators/operating means		
Display		Display module, 6-digit , adaptable to installation position
LED green		ETHERNET link To: ETHERNET connection OK
LED yellow		ETHERNET Bus Activity Flashing: data transfer
LED red		ETHERNET communication To: communication error
LED red/green		Status indication Green: code rail detected, normal function Red: system error Flashing red: no code rail detected
Electrical specifications		
Operating voltage	U _B	10 ... 30 V DC
Power consumption	P ₀	15 W
Interface		
Interface type		100 BASE-TX
Data output code		binary code
Protocol		EtherNet/IP
Transfer rate		100 MBit/s
Standard conformity		
Emitted interference		EN 61000-6-4:2007+A1:2011
Noise immunity		EN 61000-6-2:2005
Shock resistance		EN 60068-2-27:2009
Vibration resistance		EN 60068-2-6:2008
Approvals and certificates		
CSA approval		cCSAus Certified, General Purpose Class 2 power source
CCC approval		CCC approval / marking not required for products rated ≤36 V
Ambient conditions		
Operating temperature		-40 ... 60 °C (-40 ... 140 °F)
Storage temperature		-40 ... 85 °C (-40 ... 185 °F)
Mechanical specifications		
Connection type		8-pin, M12 x 1 connector socket, Y-coded
Degree of protection		IP67 / IP69
Material		
Housing		PET , PC (Polycarbonate)
Mass		1000 g
Note		The reader must not be operated without the protective housing!

Release date: 2021-01-27 Date of issue: 2021-01-27 Filename: 312681_eng.pdf

Connection



Accessories

	V19SY-G-BK2M-PUR-ABG	Male single-ended cordset, M12, 8-pin, Y encryption, PUR cable, shielded
	V19SY-G-BK5M-PUR-ABG	Male single-ended cordset, M12, 8-pin, Y encryption, PUR cable, shielded
	V19SY-G-BK10M-PUR-ABG	Male single-ended cordset, M12, 8-pin, Y encryption, PUR cable, shielded
	V45-G	Field-attachable male connector
	WCS3B-OPC	Outdoor protective cover for WCS3B reader
	V45-GP	Field-attachable "Push-Pull" connector
	V15S-W-ABG-PG9	Cable connector, M12, 5-pin, shielded, non pre-wired
	V15S-G-ABG-PG9	Cable connector, M12, 5-pin, shielded, non pre-wired
	WCS3B-OBP	Stopping plugs For WCS3B-OP* housing
	V1SD-G-5M-PUR-ABG-V45-G	Connection cable, M12 to RJ-45, PUR cable 4-pin, CAT5e
	V19SY-Y-V1D/V1S	Y-Splitter, M12 plug Y-coded to M12 plug A-coded/socket D-coded

Release date: 2021-01-27 Date of issue: 2021-01-27 Filename: 312681_eng.pdf