



QS186LE211Q5

► QS18 SERIES ALL PURPOSE PHOTOELECTRIC SENSOR



WORLD-BEAM QS18 Series: Laser Class 2; Vertical Line

Range: 15 m; Input: 10-30V dc

Output: Not Applicable

6 in pigtail Euro-style Quick Disconnect Connector

Part Number: 75963

CERTIFICATIONS



SPECIFICATIONS

Sensing Mode (General)	Opposed
Sensing Mode (Detailed)	Laser Emitter
Housing Style	Rectangular w/M18 Mount
Primary Housing Material	Thermoplastic
Laser Classification	Class 2
Input/Output	Discrete
Max Sensing Range (mm)	15000
Outputs	N/A
Power Supply/Supply Voltage	10-30 V dc
Connection	Pigtail QD
Quick Disconnect Type	M12 (Euro)


Sensing Beam	Laser
Operation	N/A
Max Op. Temp. (°C)	50
Min Op. Temp. (°C)	-10
Output response time (ms)	N/A
Special Feature: Intrinsically Safe	No
Special Feature: Remote Teach	No
Special Feature: Water Detection	No
IP Rating	IP67
Sensing Beam Wavelength	650
Delay at Power-up (ms)	10
Repeatability (µs)	N/A
Number of Pins	4
NEMA Rating	NEMA 6
Max Op. Relative Humidity [%]	95% @ 50°C
Lens Material	PMMA
Adjustments	N/A
Barrel Diameter (mm)	18
Indicator	LEDs
Opposed Mode Emitter/Receiver	Emitter
Feature: Timing (Hold/Delay)	No
Feature: Encapsulated	No
Feature: Hazardous Area	No
Feature: Audible	No
Feature: Chemical Resistant	No
IO Link	No



RECOMMENDED PRODUCTS

SINGLE ENDED CORDSETS

	<p>MQDC-406</p> <p>Euro-style Quick Disconnect Cable; 4-Pin Straight Connector; 2 m (6.5 ft) in Length; Nickel-plated Brass Coupling Nut</p>
	<p>MQDC-406RA</p> <p>Euro-Style Quick Disconnect Cable; 4-Pin Right-Angle Connector; 2 m (6.5 ft) in Length; Nickel-plated brass coupling nut</p>
	<p>MQDC-415</p> <p>Euro-style Quick Disconnect Cable; 4-Pin Straight Connector; 5 m (15 ft) in Length; Nickel-plated Brass Coupling Nut.</p>
	<p>MQDC-415RA</p> <p>Euro-Style Quick Disconnect Cable; 4-Pin Right-Angle Connector; 5 m (15 ft) in Length; Nickel-plated brass coupling nut</p>
	<p>MQDC-430</p> <p>Euro-style Quick Disconnect Cable; 4-Pin Straight Connector; 9 m (30 ft) in Length; Nickel-plated Brass Coupling Nut</p>
	<p>MQDC-430RA</p> <p>Euro-Style Quick Disconnect Cable; 4-Pin Right-Angle Connector; 9 m (30 ft) in Length; Nickel-plated brass coupling nut</p>
	<p>MQDC-450</p> <p>Euro-Style Quick Disconnect Cable; 4-Pin Straight Connector; 15 m (50 ft) in Length; Nickel-plated Brass Coupling Nut</p>
	<p>MQDC-450RA</p> <p>Euro-Style Quick Disconnect Cable; 4-Pin Right-Angle Connector; 15 m (50 ft) in Length; Nickel-plated brass coupling nut</p>

ADAPTERS, BRACKETS, CLAMPS AND MOUNTING ACCESSORIES

	<p>SMB18A</p> <p>Bracket: 18 mm Right Angle-mount; Material: 11 Gauge Stainless Steel; Curved mounting slot for versatility/orientation ; Clearance for M4 #8 hardware</p>
	<p>SMB312S</p> <p>Bracket: Side Mounting; Material: Stainless Steel 2-axis</p>
	<p>SMB46A</p> <p>Bracket: Adjustable; Stainless Steel; Includes: 2 mm shortarm hex keys</p>

	<p>SMBQS18A</p> <p>SMBQS18A MOUNTING BRACKET ASSY</p>
	<p>SMBQS18Y</p> <p>SMBQS18Y MOUNTING BRACKET ASSY</p>



Banner Engineering Corp. | 9714 Tenth Avenue North | Minneapolis, MN 55441 | United States of America